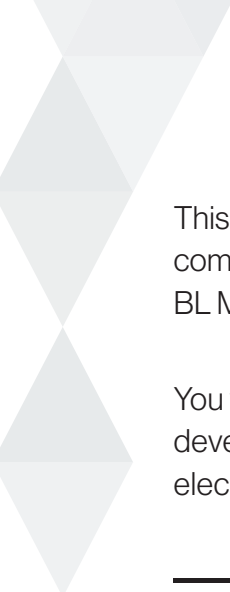


HOW TO ACCESS THE BL MOBILE BANKING APP



This guide provides all the information you need to complete the authentication process on the BL Mobile Banking app.

You will log in using a secure authentication solution developed in partnership with LuxTrust, a leader in electronic data protection.

IF YOU HAVE QUESTIONS

call the BL Support team on (+352) 26 20 26 30

LINKING YOUR SMARTPHONE TO YOUR LUXTRUST CERTIFICATE

To get the most out of your BL Mobile Banking application, please follow this procedure.



Please note that if you have already activated the LuxTrust Mobile application, you are ready to download the BL Mobile Banking app!

You have already activated your LuxTrust certificate to access the e-banking area. You can link up to two mobile devices (smartphones or tablets), a LuxTrust Scan device and a Classic Token to your LuxTrust certificate.

To add a device to your LuxTrust certificate, please follow the steps below:

1

Download the LuxTrust Mobile application on your smartphone from the stores.

2


Go to the LuxTrust website (www.luxtrust.lu).
Open the "MY LUXTRUST" page and select "LOGIN".

The screenshot shows the LuxTrust website interface. At the top, there is a navigation menu with 'LUXTRUST' and 'EN' (English) options. Below the menu, the page is divided into three main sections. The left section features a man pointing at a screen, with a 'MACOMMUNE.LU' banner at the bottom. The middle section has 'AVAILABLE APPLICATIONS' and 'TEST OF MY CERTIFICATE' sections. The right section has 'I WANT TO' and 'READ THE LUXTRUST NEWS' sections. At the bottom, there are links for 'ORDER CERTIFICATES', 'CONTACT LUXTRUST', and 'VIEW THE REGISTRATION AUTHORITIES'.

3

Authenticate yourself using the device you activated with your LuxTrust certificate.

Authentication



User ID

▶ Password

4

On the MY LUXTRUST screen you can see all the devices that are already connected or can be connected to your LuxTrust certificate.

Select the device (LuxTrust Mobile or LuxTrust Scan) that you wish to add to your LuxTrust certificate and follow the on-line procedure.

5


Download the BL Mobile Banking app in the stores and authenticate yourself in complete security.

6

Open the app and authenticate yourself with your LuxTrust Scan.

7

Define your password, authorise the TouchID function and log on.



For more information about the
BL Mobile Banking app, please
call the BL Support team
(Monday to Friday
from 9 am to 6 pm)

Tel.: (+352) 26 20 26 30
Email: blsupport@bd.lux

www.banquedeluxembourg.com

 **BANQUE DE
LUXEMBOURG**